




LANGUAGE DESIGN FOR BILLIGUAL CLASS

Presented by Wang Pei- Lan



WHO SPEAKS ENGLISH IN THE CLASS?


students



teacher



Teacher's language



ed ca
with n
ome of
hen as
you mee
ead, hal
; to (in
otpath and
oint; do not cr


TEACHER'S LANGUAGE

CLASSROOM ENGLISH

課室用語



重複性高，任何單元都可使用



配合單元內容特質或任務使用

Classroom Daily Routine

for Teachers in Jhengbin Elementary School



Home Room

Teachers' Time

Greeting 到學校打招呼 and 早自習

part 1

01. Good morning.
02. Hello, everyone.
03. How are you today?
04. What's your name?
05. You are late.
06. Put your bag on the shelf.
07. Give me your homework.



During the Class 上課中

part 2


01. It's time to begin. Please be quiet.
02. Let's begin now.
03. Sit down, please.
04. Take your seat.
05. Stay in your chair.
06. Go back to your seat.
07. Pay attention, please.
08. Pay attention to the white board/ your book/ the big TV
09. Listen carefully.
10. Stop talking.
11. Stand up.
12. Raise your hand.
13. Who knows the answer?
14. Answer the question, please.
15. Any questions?
16. Don't be afraid to ask.
17. You can ask me any questions.
18. Who can help me?

19. Come and help me, please.
20. Give me your hands.
21. Put it here.
22. Wait a minute. I'll be right back.
23. Just a minute. Just a second.
24. Everyone shares.
25. Share with everyone.
26. May I go to the restroom?
Yes, you may.
27. Teacher, restroom, please!
OK, go quickly.
28. Come to the front.
29. Come up here.
30. Go there.
31. Come to the board.
32. Everyone sit down.
33. Let's go upstairs.
Let's go downstairs.
34. Open to page ____



Meal Time 午餐時間

01. It's lunch time.
02. Time for lunch.
03. Wash your hands first.
04. Eat your food.
05. Finish your food.
06. Hurry up.
07. Don't talk with your mouth full.
08. What do you want?
09. Drink your milk.
10. Eat your vegetables.
11. Does it taste good?



12. Do you like it?
13. This is good for you.
14. This will keep you healthy and strong.
15. This will help you grow.
16. You should eat more.
17. Have you finished?
18. Do you want some more?
19. Would you like more rice/ meat/ vegetables/ fruit?
20. Go brush your teeth.
21. Pick it up.
22. Throw it away.



Class over 下課

01. Class is over.
02. Don't forget to do your homework.

Line up 排隊外出

01. Line up, please.
02. Be quiet.
03. Follow me.



Encouragement 鼓勵的話

01. Good job!
02. Good!
03. I'm proud of you.
04. Keep trying.
05. Excellent!
06. Great!
07. That's right.
08. Super!
09. Perfect!
10. Wow!
11. Wonderful!



12. Well done!
13. Remarkable!
14. Outstanding!
15. Cool!
16. Nice!
17. Terrific!
18. Amazing!
19. Very good.
20. Great work!
21. Good try!
22. Way to go!




TEACHER'S LANGUAGE



CONTENT LANGUAGE

學科知識、技能關鍵語言(教學設計),

東穎老師 依據學科 特質的分類



	三上關鍵學科單字	三下 關鍵學科單字
主題	線譜上的音樂	豐富多樣的聲音
樂理 樂器認識	<p>認識五線譜及音符</p> <ul style="list-style-type: none"> ● staff 五線譜 ● bar line 小節線 ● first line(space)第一線 (間) second, third, fourth, fifth 第二、三、四、五 ● Do Ra Mi Fa So La Si Do 一個八度的唱名 ● note 音符 ● eighth note 八分音符 ● quarter note 四分音符 <p>認識打擊樂器</p> <ul style="list-style-type: none"> ● castanets 響板 ● shakers 沙鈴 ● tambourine 鈴鼓 ● triangle 三角鐵 ● wood block 木魚 ● swing 搖擺 ● knock 敲 	<ul style="list-style-type: none"> ● Do Ra Mi Fa So La Si Do 一個八度的唱名熟練 ● slur 圓滑線 ● tie 連結線 ● Fermata 延長記號 ● half note 二分音符 ● whole note 全音符 <p>認識鍵盤樂器</p> <ul style="list-style-type: none"> ● 鍵盤樂器 keyboard instrument ● 手風琴 accordion ● 風琴 organ ● 鋼琴 piano ● 木琴 xylophone ● 提琴 violin
節奏	<ul style="list-style-type: none"> ● rhythm 節奏 ● 4 beats 四拍子 2 beats 二拍子 ● clap your hands 拍手 ● right hand 右手 ● left hand 左手 ● eighth rest 八分休止符 ● quarter rest 四分休止符 	
音感	<p>聆聽音樂不同音色的判斷</p> <p>Listen to the music</p>	
演唱	八度內的音域選曲	
音樂史 音樂家	<ul style="list-style-type: none"> ● 巴洛克時期(十七世紀) <p>baroque period</p> <ul style="list-style-type: none"> ● 巴赫與大鍵琴 	<ul style="list-style-type: none"> ● 古典時期(十八世紀) <p>classical period</p> <ul style="list-style-type: none"> ● 莫札特與小星星變奏曲

	<p>Bach and the Harpsichord</p> <ul style="list-style-type: none"> ● 韓德爾與哈雷路亞 <p>Handel and Hallelujah</p>	<p>Mozart and Little Star Variations</p> <ul style="list-style-type: none"> ● 海頓與協奏曲 <p>Haydn and the Concerto</p>
樂曲賞析	<p>絕對音樂</p> <p>①彌賽特舞曲</p> <p>②小步舞曲</p> <p>③彌賽亞-哈雷路亞</p> <p>標題音樂</p> <p>④皮爾金組曲</p>	<p>絕對音樂</p> <p>①海頓協奏曲</p> <p>標題音樂</p> <p>②土耳其進行曲</p> <p>③小星星變奏曲</p> <p>④海上暴風雨</p>
直笛演奏	<p>④ Si Do Re 指法</p> <p>⑤指法內的樂曲吹奏</p> <ul style="list-style-type: none"> ● recorder 直笛 ● play the recorder 吹奏直笛 ● headpiece 笛頭 ● hole 笛孔 ● main body 笛身 ● finger 手指 ● fingering 指法 ● pointer finger 食指 ● scale 音階 	

預計可能會在教學歷程中
依照學科需要會出現
的關鍵字彙

技術性課程比較好做縱架構規劃
如 體育、音樂、視覺藝術、表演


知識性較高的課程
會依照單元規劃

TEACHER'S LANGUAGE

TEACHER'S INSTRUCTION

教師引導語

根據單元教學內容及活動而設計



基隆市正濱國民小學 三年級音樂教學引導語 Teaching Instruction Sentences

指導音符及拍子

- Listen! This is 2/4(two-four) times. There are two beats in a bar.

聽! 這是四分之二拍.一小節裡有兩拍

- This is the quarter note.這是四分音符。
- The quarter note is a beat. 四分音符在這裡是一拍。
- It's a half note. 這是二分音符。
- It's a staff 這是一個五線譜。

指導節奏及節奏樂器演奏

- Clap your hands. 拍手。
- Follow my rhythm. 跟著節奏。 Follow the teacher's rhythm. 跟著老師律動。
- He (She) is number two. Clap your hands. 他(她)是第二號。拍你的手。
- I play the four-four time pattern. 我打出四拍子節奏型。
- Play louder / softer. 大/小聲(敲打/演奏)。
- Play the triangle(wood block、castanets). 敲打三角鐵(木魚、響板)。
- This is a tambourine. It's from Italy. 這是一個鈴鼓。它來自義大利。
- When I play the dumbec, please stomp your feet. 當我敲打盾杯鼓時，請跺腳。
- When you hear "Dum", please clap your hands. 當你們聽到"dum"，請拍手。
- When you hear "Taka", please tap your legs. 當你們聽到"taka"請輕拍你們的大腿
- Raise your left hands, and get the tambourines. 舉起你們的左手然後拿起鈴鼓。
- Raise your right hands, and play the drums. 舉起你們的右手然後打鼓。
- Tap your knees and clap your hands. 輕拍你的膝蓋然後拍手。

指導吹直笛

- Please take out (put away) your books(recorders). 請拿出來(收起來)你們的書(直笛)。
- Please take out your recorder. 請拿出直笛。
- How to play the recorder? 如何吹奏直笛?
- Let us play the recorder. 吹奏直笛。
- Let us have two (three or four) ensembles. 二(三、四)部合奏。
- Let's play together. 讓我們一起合奏。
- Please play the recorder. 請吹奏直笛
- Please read the fingerings. 請念出指法
- Look at me. Use your fingers like this. 看著我。像這樣用你們的手指。
- Please follow my movement. 請跟著我的動作。
- Please listen carefully. 請仔細聽吹奏。
- Please listen to me and look my fingerings when I play the recorder. 我吹直笛的時候請注意聽並且看我的指法

指導演唱


- Let's listen and read the solfege. 讓我們聽然後讀出唱名。
- Let's start from the beginning. 我們從頭再來一次。
- Let's sing a song. 讓我們唱一首歌。
- Please sing C Major scale. 請唱出 C 大調音階

TEACHER'S LANGUAGE

SEPECIAL CLASSROOM ENGLISH



FOR THE SUBJECT

課室用語



特定領域中

重複性高，任何單元都可使用



配合單元內容特質或任務使用

- Follow me. 跟著我。
- If there is any question, please raise your hand. 如果還有任何問題請舉手
- It's really good. 表演得真好。
- Let's listen and read the solfege. 讓我們聽然後讀出唱名。
- Let's start from the beginning. 我們從頭再來一次。
- Let's sing a song with some movements. 讓我們邊唱邊跳這首歌。
- Line up. 排好隊。
- Listen carefully. 專心聽。
- Listen to the song. 聆聽這首歌。
- Listen up. 注意聽。

- One more time. 再一次。
- Please follow me. 請跟著我
- Please sit down. 請坐下。
- Please stand up. 請站起來。
- Please take out (put away) your books. 請拿出來(收起來)你們的書。
- Please turn to page... 請翻到第...頁。
- Please put down your recorder. 請將直笛收起來。
- Repeat after me. 跟著我唸。
- Show time. 表演時間。
- Take turns. 輪流。

Students' language



Teacher's Instruction
Content's key words
Or sentences

Design in advance +

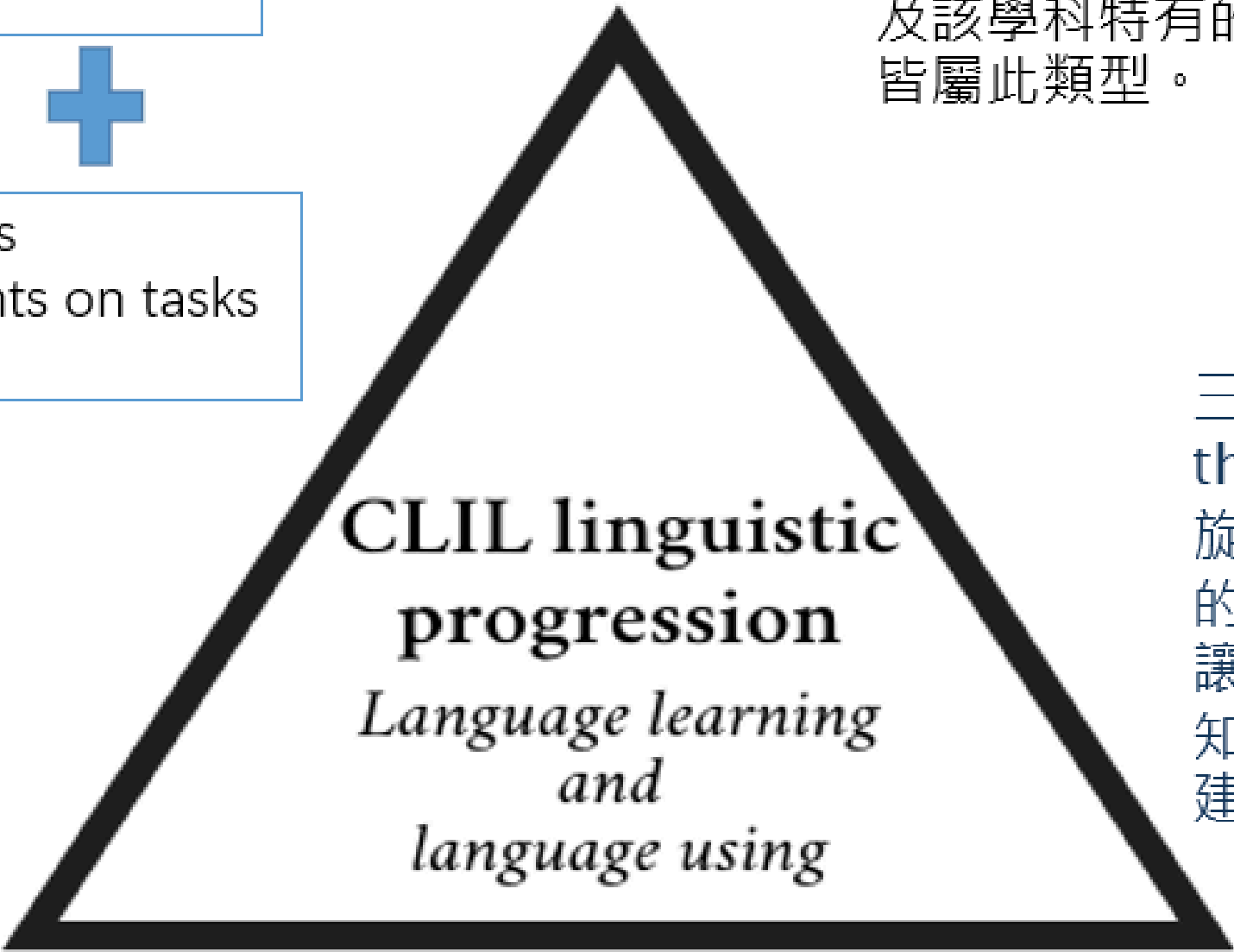
Classroom Languages
Functional Language for students on tasks

Language
of
learning

語言三角第一個語言元素是 language of learning（知識的語言）。在學習學科新知時所涉及該學科特有的專業知識或術語，皆屬此類型。

語言三角的第二個面向是 language for learning（溝通的語言）

Language
for
learning



三角的最後一個面向 language through learning，就是隨著螺旋式的學習歷程，奠基於已學習的內容，逐步發展並習得新知，讓學生不經意地說出教師未先預知的單字或句子，展現可以自我建構新語言的能力

Language
through
learning

(出自Coyle et al., 2010)

基隆市立正濱國民小學

Keelung Municipal Jhengbin Elementary School

Bilingual Music Class

教學者:李東穎老師


班級:302班



TEACHER'S LANGUAGE

TODAY'S TASK

領域某一單元的指導用語和關鍵字設計



低年級(自己生活課的某一單元)

中高年級(綜合領域的某一單元)

以學年為單位



科任課 找自己的一的單元
(亦可配合上次資訊融入的單元)



UPLOAD YOUR RECORD

◀ 雙語教師專業Bilingual Teacher Professional Resource

正濱國小113學年度雙語專業精進社群暨課程與教學發展

整合專案:

1、精進計畫。2、活化課程計畫。3、科技雙語計畫。4、雙語學校計畫。5、GRS學校

113年10月16日 語言融入設計

任務:學年共同完成一個單元的設計，並放到分享雲端硬碟中

英語融入領域課程語言運用設計 PPT

[專案資料分享雲端硬碟](#)

[英語融入領域計畫提供資料](#)

[生活領域](#)

[生活領域](#)(Life Curriculum)

[視覺](#) (Visual Art) [音樂](#)(Music) [表演藝術](#) (Performance Art)

[健康](#) (Health Education)

[體育](#) (PE)

[綜合活動](#) (Intergrated Activities)

[自然科學](#) (Nature Science)

[科技](#) (Technology)



Thank you

Do you have any questions for us?