





Classroom English For Homeroom Teacher & Daily Routines Design



A B C

Presented by Pei-Lan, Wang



An illustration of a classroom scene. A female teacher with brown hair, wearing a grey blazer and a dark skirt, stands in front of a green chalkboard, holding a purple book and gesturing with her right hand. In the foreground, three students are seated at wooden desks, viewed from behind. They are wearing white shirts and blue backpacks. The student on the left has black hair in a ponytail, the middle student has orange hair, and the student on the right has brown hair. All three students have their hands raised. The background is a light blue sky with a large, stylized hot air balloon on the left and a green mountain peak on the bottom left. A large white cloud shape contains the main title text.

How to Develop Bilingual Curriculum and Teaching Processes?

Analyze subject content

Decide bilingual topic or unit

Arrange suitable language

Design teaching and learning activities



In the Classroom Who needs to speak English?



Teacher's Instruction

Student's response





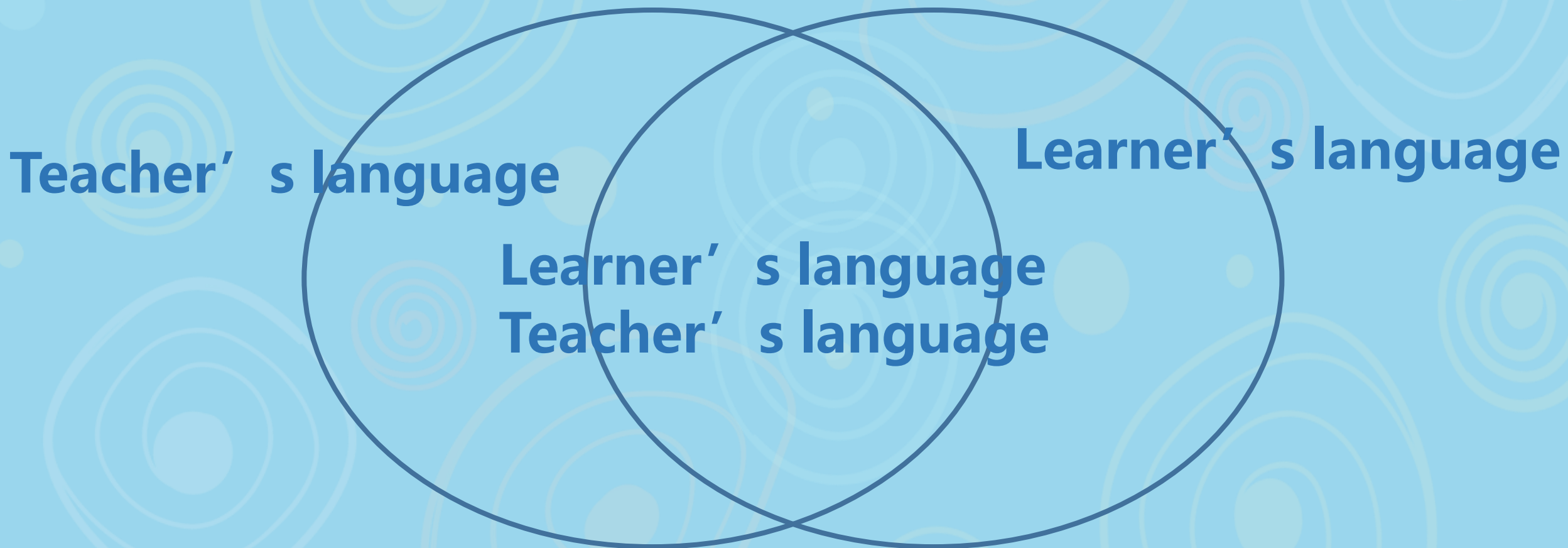
In the Classroom Who needs to speak English?



Students'
communicative
language in groups

01

Language Diagram



The language used in an English language classroom as part of the procedure,

Procedural Language

greetings, asking permission, getting learners' attention, giving instructions, giving feedback, etc. It's usually used **repetitively**.



02

Sharing Time



Task 1:

Take turn to share the classroom
English you used in the situation
below:

(2example, per School)

Getting learners' attention
Asking for permission


Getting learners' attention

- Look at me.
- Eyes on me.
- Stand in a line.
- Attention, please.
- Listen! • (Clap hands)



Asking for permission

- May I borrow your ruler?
 - May I come in?
- Let's go together, shall we?
- How about calling it a day?
- May I open/close the window? •
- Is it OK to turn on/down the radio? •



02

Sharing Time




Task 2:

Take turn to share the classroom
English you used in the situation
below:
(2example, per School)

Asking for clarification
Giving feedback

Asking for clarification

- Can you say that again, please?
- I don't understand. Can you help me?
- Can you explain it to me again, please?
 - Would you repeat it again, please?
- Can you speak it louder and slower, please?
- Do you mean “yes” about this question?



Giving feedback

- Good job! 、 • Well done!
- Awesome! 、 • Brilliant! Excellent!
- Two thumbs up!
- Super! Super!
- Try again!



02

Sharing Time




Task 3:

Take turn to share the classroom
English you used in the situation
below:
(2example, per School)

Doing pair work
Saying Goodbye

Doing pair work

- You first.
- Whose turn is it?
- You two in a group.
- You three are partners.



Saying goodbye

- See you later, alligator.
- See you a while, crocodile.
 - See you tomorrow.
 - See you next week.
 - See you next time.
 - Let's call it a day.
 - Class dismissed!



The language used in an English language classroom as part of students' interaction and communication.

Functional Language



asking permission, getting attention, asking question giving feedback, etc. It's usually used **base on the task.**

02

Sharing Time



Task 4:

Take turn to share the functional English in the situation below:
(2example, per School)

Students discuss in groups

Discuss in groups

- You first.
- Whose turn is it?
- Your turn, then my turn.
- You start first, and I'll follow you.
- Please repeat it again, thanks.
- Sorry, I can't understand.
- This is my idea.



02

Sharing Time



Task 5:
Take turn to share the
functional English in
the situation below:
(2example, per School)

Students play games with classmates

Playing a game

- What are the rules of this guessing game?
How do we play?
- Can you tell me how to play (this game)?
 - How about playing a game?
 - What games do you like to play?



The language used in an English language classroom as part of the main content which students must learn

Target Language

English skills, subject knowledge and content.





*Thank you for being
an important person
for students in Taiwan*

